



Copyright 2021. Momentum Inc. Not Export Controlled. Any use, reproduction, or distribution without the express consent of Momentum is strictly prohibited.

August 2021

Disclaimer and Cautionary Note Regarding Forward-Looking Statements

This Presentation relates to the potential business combination (the “Proposed Transaction”) between Stable Road Acquisition Corp. (“Stable Road”) and Momentus Inc. (“Momentus”). This Presentation shall not constitute a “solicitation” as defined in Section 14 of the Securities Exchange Act of 1934, as amended.

This Presentation is not an offer, or a solicitation of an offer, to buy or sell any investment or other specific product.

NEITHER THE SECURITIES AND EXCHANGE COMMISSION NOR ANY STATE SECURITIES COMMISSION HAS APPROVED OR DISAPPROVED OF THE SECURITIES OR DETERMINED IF THIS PRESENTATION IS TRUTHFUL OR COMPLETE.

Information contained in this Presentation concerning Momentus’ industry and the markets in which it operates, including Momentus’ general expectations and market position, market opportunity and market size, is based on information from Momentus management’s estimates and research, as well as from industry and general publications and research, surveys and studies conducted by third parties. In some cases, we may not expressly refer to the sources from which this information is derived. Management estimates are derived from industry and general publications and research, surveys and studies conducted by third parties and Momentus’ knowledge of its industry and assumptions based on such information and knowledge, which we believe to be reasonable. In addition, assumptions and estimates of Momentus’ and its industry’s future performance are necessarily subject to a high degree of uncertainty and risk due to a variety of factors. These and other factors could cause Momentus’ future performance and actual market growth, opportunity and size and the like to differ materially from our assumptions and estimates.

Stable Road and Momentus own or have rights to various trademarks, service marks and trade names that they use in connection with the operation of their respective businesses. This Presentation also contains trademarks, service marks and trade names of third parties, which are the property of their respective owners. The use or display of third parties’ trademarks, service marks, trade names or products in this Presentation is not intended to, and does not imply, a relationship with Stable Road or Momentus, or an endorsement or sponsorship by or of Stable Road or Momentus. Solely for convenience, the trademarks, service marks and trade names referred to in this Presentation may appear without the ®, TM or SM symbols, but such references are not intended to indicate, in any way, that Stable Road or Momentus will not assert, to the fullest extent under applicable law, their rights or the right of the applicable licensor to these trademarks, service marks and trade names.

This Presentation contains estimated or projected financial information with respect to Momentus, namely Momentus’ projected revenue, customer demand, market share, EBITDA, EBITDA margin and free cash flow for 2020-2027. Such estimated or projected financial information constitutes forward-looking information, and is for illustrative purposes only and should not be relied upon as necessarily being indicative of future results. The assumptions and estimates underlying such estimated or projected financial information are inherently uncertain and are subject to a wide variety of significant business, economic, competitive and other risks and uncertainties that could cause actual results to differ materially from those contained in the prospective financial information. See “forward-looking statements” paragraph below. Actual results may differ materially from the results contemplated by the estimated or projected financial information contained in this presentation, and the inclusion of such information in this Presentation should not be regarded as a representation by any person that the results reflected in such estimates and projections will be achieved. Neither the independent auditors of Stable Road nor the independent registered public accounting firm of Momentus, audited, reviewed, compiled, or performed any procedures with respect to the estimates or projections for the purpose of their inclusion in this Presentation, and accordingly, neither of them expressed an opinion or provided any other form of assurance with respect thereto for the purpose of this Presentation.



Disclaimer and Cautionary Note Regarding Forward-Looking Statements (Cont'd)

The financial information and data contained in this Presentation is unaudited and does not conform to Regulation S-X promulgated under the Act. Accordingly, such information and data may not be included in, may be adjusted in or may be presented differently in, any proxy statement to be filed by Stable Road with the Securities and Exchange Commission (the "SEC"). Some of the financial information and data contained in this Presentation, such as revenue, EBITDA, EBITDA margin and free cash flow, have not been prepared in accordance with United States generally accepted accounting principles ("GAAP"). Stable Road and Momentus believe these non-GAAP measures of financial results provide useful information to management and investors regarding certain financial and business trends relating to Momentus' financial condition and results of operations. Stable Road and Momentus believe that the use of these non-GAAP financial measures provides an additional tool for investors to use in evaluating projected operating results and trends. Management does not consider these non-GAAP measures in isolation or as an alternative to financial measures determined in accordance with GAAP. The principal limitation of these non-GAAP financial measures is that they exclude significant expenses and income that are required by GAAP to be recorded in Momentus' financial statements. In addition, they are subject to inherent limitations as they reflect the exercise of judgment by management about which expense and income are excluded or included in determining these non-GAAP financial measures. In order to compensate for these limitations, management presents non-GAAP financial measures in connection with GAAP results.

Nothing herein should be construed as legal, financial, tax or other advice. You should consult your own advisers concerning any legal, financial, tax or other considerations concerning the opportunity described herein. The general explanations included in this Presentation cannot address, and are not intended to address, your specific investment objectives, financial situations or financial needs.

In connection with the Proposed Transaction, Stable Road has filed with the SEC a Registration Statement that includes a proxy statement and prospectus of Stable Road and a consent solicitation statement of Momentus, and each party will file other documents with the SEC regarding the Proposed Transaction. The Registration Statement was declared effective by the SEC on July 22, 2021, and the definitive proxy statement/consent solicitation statement/prospectus has been filed with the SEC and mailed to Stable Road's stockholders as of the record date for the special meeting of stockholders to vote on the proposed transaction. STABLE ROAD'S STOCKHOLDERS AND OTHER INTERESTED PERSONS ARE ADVISED TO READ THE REGISTRATION STATEMENT AND THE PROXY STATEMENT/CONSENT SOLICITATION STATEMENT/PROSPECTUS, WHICH FORMS A PART OF THE REGISTRATION STATEMENT, AS WELL AS ANY AMENDMENTS THERETO, BECAUSE THEY CONTAIN IMPORTANT INFORMATION ABOUT THE PROPOSED TRANSACTION. Stable Road's stockholders will also be able to obtain copies of the definitive proxy statement/consent solicitation statement/prospectus, and all other relevant documents filed or that will be filed with the SEC in connection with the Proposed Transaction, without charge, at the SEC's website at www.sec.gov or by directing a request to: Stable Road Capital LLC, James Norris, CPA, Chief Financial Officer, 1345 Abbot Kinney Blvd, Venice, CA 90291, Tel: 310-956-4919, james@stableroadcapital.com

Stable Road, Momentus and certain of their respective directors, executive officers and other members of management and employees may be deemed participants in the solicitation of proxies of Stable Road's stockholders in connection with the Proposed Transaction. STABLE ROAD'S STOCKHOLDERS AND OTHER INTERESTED PERSONS MAY OBTAIN, WITHOUT CHARGE, MORE DETAILED INFORMATION REGARDING THE DIRECTORS AND OFFICERS OF STABLE ROAD IN ITS ANNUAL REPORT ON FORM 10-K FOR THE FISCAL YEAR ENDED DECEMBER 31, 2020, WHICH WAS FILED WITH THE SEC ON MARCH 8, 2021. INFORMATION REGARDING THE PERSONS WHO MAY, UNDER SEC RULES, BE DEEMED PARTICIPANTS IN THE SOLICITATION OF PROXIES TO STABLE ROAD'S STOCKHOLDERS IN CONNECTION WITH THE PROPOSED TRANSACTION AND OTHER MATTERS TO BE VOTED AT THE SPECIAL MEETING IS SET FORTH IN THE REGISTRATION STATEMENT FOR THE PROPOSED TRANSACTION. Additional information regarding the interests of participants in the solicitation of proxies in connection with the Proposed Transaction are included in the Registration Statement that Stable Road has filed with the SEC.



Disclaimer and Cautionary Note Regarding Forward-Looking Statements (Cont'd)

Forward Looking Statements

This Presentation includes “forward-looking statements” within the meaning of the “safe harbor” provisions of the United States Private Securities Litigation Reform Act of 1995. Forward-looking statements may be identified by the use of words such as “estimate,” “plan,” “project,” “forecast,” “intend,” “will,” “expect,” “anticipate,” “believe,” “seek,” “target” or other similar expressions that predict or indicate future events or trends or that are not statements of historical matters. These forward-looking statements include, but are not limited to, statements regarding estimates and forecasts of financial and performance metrics, projections of market opportunity and market share, anticipated timing of the development of transfer vehicles, anticipated capabilities of transfer vehicles, timing of missions and the receipt of licenses and approvals for missions. These statements are based on various assumptions, whether or not identified in this Presentation, and on the current expectations of Momentus’ and Stable Road’s management and are not predictions of actual performance. These forward-looking statements are provided for illustrative purposes only and are not intended to serve as, and must not be relied on by any investor as, a guarantee, an assurance, a prediction or a definitive statement of fact or probability. Actual events and circumstances are difficult or impossible to predict and will differ from assumptions. Many actual events and circumstances are beyond the control of Momentus and Stable Road. These forward-looking statements are subject to a number of risks and uncertainties, including changes in domestic and foreign business, market, financial, political and legal conditions; the inability of the parties to successfully or timely consummate the proposed business combination, including the risk that any required regulatory approvals are not obtained, are delayed or are subject to unanticipated conditions that could adversely affect the combined company or the expected benefits of the proposed business combination or that the approval of the stockholders of Stable Road or Momentus is not obtained; failure to realize the anticipated benefits of the proposed business combination; risks relating to the uncertainty of the projected financial information with respect to Momentus; risks related to the rollout of Momentus’ business and the timing of expected business milestones; the effects of competition on Momentus’ future business; level of product service or product failures that could lead customers to use competitors’ services; developments and changes in laws and regulations, including increased regulation of the space transportation industry; the impact of significant investigative, regulatory or legal proceedings; the amount of redemption requests made by Stable Road’s public stockholders; the ability of Stable Road or the combined company to issue equity or equity-linked securities in connection with the proposed business combination or in the future, and those factors discussed in Stable Road’s Annual Report on Form 10-K for the fiscal year ended December 31, 2020, under the heading “Risk Factors,” and other documents of Stable Road filed, or to be filed, with the Securities and Exchange Commission (“SEC”), including the registration statement for the Proposed Transaction. If any of these risks materialize or our assumptions prove incorrect, actual results could differ materially from the results implied by these forward-looking statements. There may be additional risks that neither Stable Road nor Momentus presently know or that Stable Road and Momentus currently believe are immaterial that could also cause actual results to differ from those contained in the forward-looking statements. In addition, forward-looking statements reflect Stable Road’s and Momentus’ expectations, plans or forecasts of future events and views as of the date of this Presentation. Stable Road and Momentus anticipate that subsequent events and developments will cause Stable Road’s and Momentus’ assessments to change. However, while Stable Road and Momentus may elect to update these forward-looking statements at some point in the future, Stable Road and Momentus specifically disclaim any obligation to do so. These forward-looking statements should not be relied upon as representing Stable Road’s and Momentus’ assessments as of any date subsequent to the date of this Presentation. Accordingly, undue reliance should not be placed upon the forward-looking statements.

Neither Momentus, Stable Road, nor any of their respective affiliates have any obligation to update this Presentation. Although all information and opinions expressed in this Presentation were obtained from sources believed to be reliable and in good faith, no representation or warranty, express or implied, is made as to its accuracy or completeness. This Presentation contains preliminary information only, is subject to change at any time and is not, and should not be assumed to be, complete or to constitute all the information necessary to adequately make an informed decision regarding your engagement with Momentus and Stable Road.



Cautionary Note Regarding Status of Momentus' Technology

The technology underlying Momentus' anticipated service offerings is still in the process of being developed, and has not been fully tested or validated in space. Momentus' ability to execute on its business plan is dependent on the successful development and commercialization of the technologies described in this Presentation and as more fully described in the Registration Statement. Although Momentus believes its water plasma propulsion technology will be a key differentiator of its product offerings, it has to date only conducted one test of this technology in space. Although Momentus believes its test unit generated plasma in space and validated the theoretical basis of its technology, Momentus has yet to experimentally confirm the unit's ability to generate thrust in space, which is crucial to its ability to conduct actual spacecraft maneuvers on orbit. Until Momentus can accomplish this, the technology will remain in the experimental stages. Moreover, even if the unit generates thrust, there can be no assurance that it can be operated in a manner that is sufficiently reliable and efficient to permit full commercialization of the technology. Momentus' statements and beliefs about the viability of its technology are primarily based on theoretical analyses and experimentally observed results during ground testing and its single test of this technology in space. Development of space technologies is extremely complex, time consuming, and expensive, and there can be no assurance that Momentus' predicted theoretical and ground-based results will translate into operational space vehicles that operate within the parameters Momentus expects, or at all.

This Presentation describes Momentus' current business plans for continuing to develop its technology and marketing and commercializing its products, however there can be no assurance that Momentus will be able to successfully develop its technologies and implement them in commercially viable vehicles. For a further description of the risks associated with our business, see "Risk Factors — Risks Related to the Business and Industry of Momentus" in the Registration Statement. Investors are cautioned to review the following description of Momentus' business together with the entirety of the Registration Statement, including the within-mentioned risk factors.



EXCEPTIONAL TEAM WITH SIGNIFICANT SPACE & DEFENSE EXPERIENCE

John Rood *Chief Executive Officer*



Fred Kennedy *President*




Dawn Harms *Chief Revenue Officer*



Jikun Kim *Chief Financial Officer*




Rob Schwarz *Chief Technology Officer*



Karen Plonty *Chief Security Officer*



Alex Fishkin *Chief Business Affairs & Legal Officer*



Aaron Mitchell *Chief of Product*



Nathan Orr *Chief Engineer*



Aliki Loper-Leddy *Chief of Program Management*



Negar Feher *VP of Business Development*



Patti Lusk *VP of Human Resources*

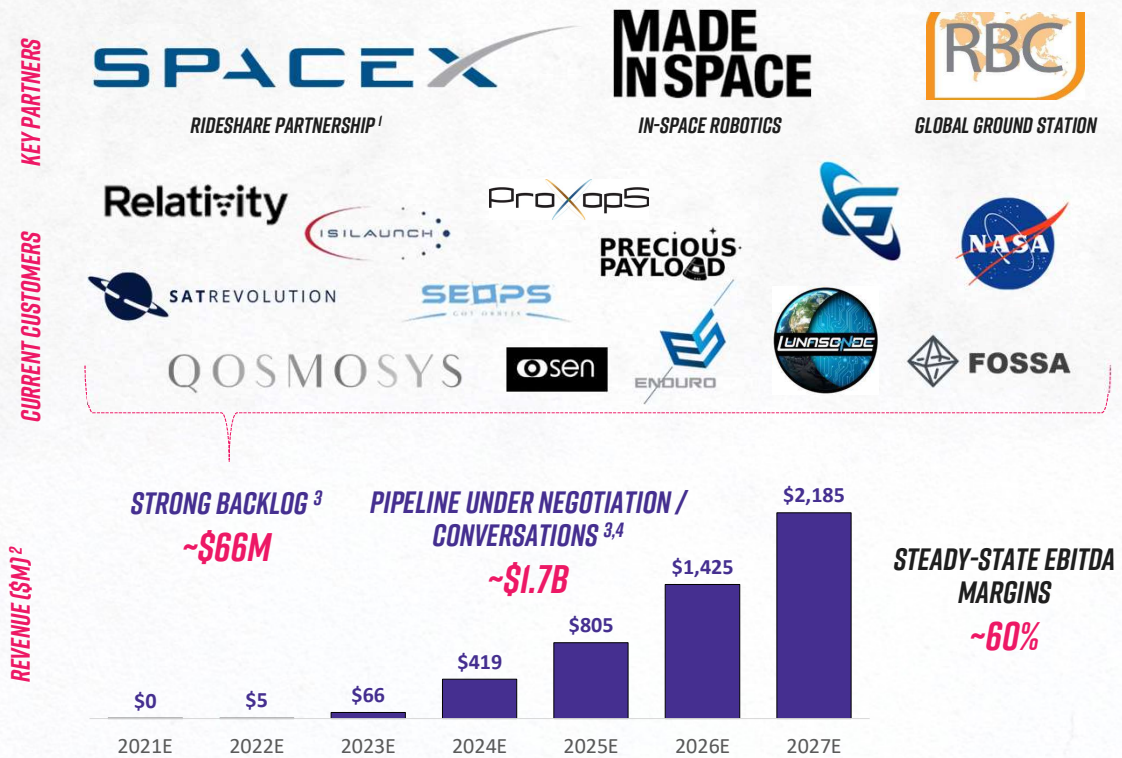


MOMENTUS AT A GLANCE

COMPANY OVERVIEW

- **EARLY MOVER PLANNING TO OFFER KEY IN-SPACE TRANSPORTATION AND INFRASTRUCTURE SERVICES.**
- **ANTICIPATED SERVICES:**
 - **SPACE TRANSPORTATION** – hub and spoke model for space transport, providing last mile delivery in partnership with key launch providers
 - **HOSTED PAYLOADS** – services that significantly decrease the cost of developing, launching and maintaining satellites
 - **IN-ORBIT SERVICING** – maintaining, repairing and refueling satellites in orbit
- **WATER PLASMA PROPULSION TECHNOLOGY** that significantly reduces costs
- Founded in 2017 in Santa Clara, California

PARTNERSHIPS, CUSTOMERS AND BACKLOG DEVELOPMENT



1. SpaceX has suspended Momentus-related efforts while Momentus works to secure necessary government approvals for launch.

2. Management forecast using ASC 606 accounting standards

3. Backlog and pipeline figures are presented as of June 11, 2021.

4. Represents potential contracts in negotiation or early conversations (also as of June 11, 2021). Momentus considers its pipeline to be contracts which are in negotiations or early discussions, and it can offer no assurances that such negotiations or discussions will result in a signed contract or any revenue. Additionally, its backlog and pipeline mostly represent the initial test and demo flights of its customers' satellite constellations.



SPACE TRANSPORTATION

HUB AND SPOKE MODEL

Momentum plans to make access to space significantly more affordable by combining rideshare launch with low-cost last mile delivery.

Arriving in space atop large reusable rockets like the Falcon 9, our transfer vehicles are being designed to carry customers' satellites to very specific, custom orbits.

Our vehicles will initially be expendable, but we are also developing a reusable version that is more economical.

3) Transfer vehicle delivers satellites to custom, final orbits



4) Transfer vehicle deorbits or refuels and returns to initial orbit for reuse.

2) Transfer vehicle carrying satellites separates from the rocket



1) Rocket carries transfer vehicle with satellites to the initial orbit



CUSTOMERS' SATELLITES

MOMENTUS TRANSFER VEHICLE

ROCKET: FALCON-9, NEW GLENN, ETC.



Copyright 2021. Momentum Inc. Not Export Controlled. Any use, reproduction, or distribution without the express consent of Momentum is strictly prohibited.

SPACE TRANSPORTATION


SIGNIFICANT PRICE ADVANTAGES

Price estimates for small satellites




Dedicated small rocket
launch to final orbit

>\$70,000/KG



Rideshare to initial orbit and
transfer with own propulsion
system to final orbit

>\$50,000/KG



Rideshare on large rocket
and travel last mile with
Vigoride transfer vehicle

< \$15,000/KG

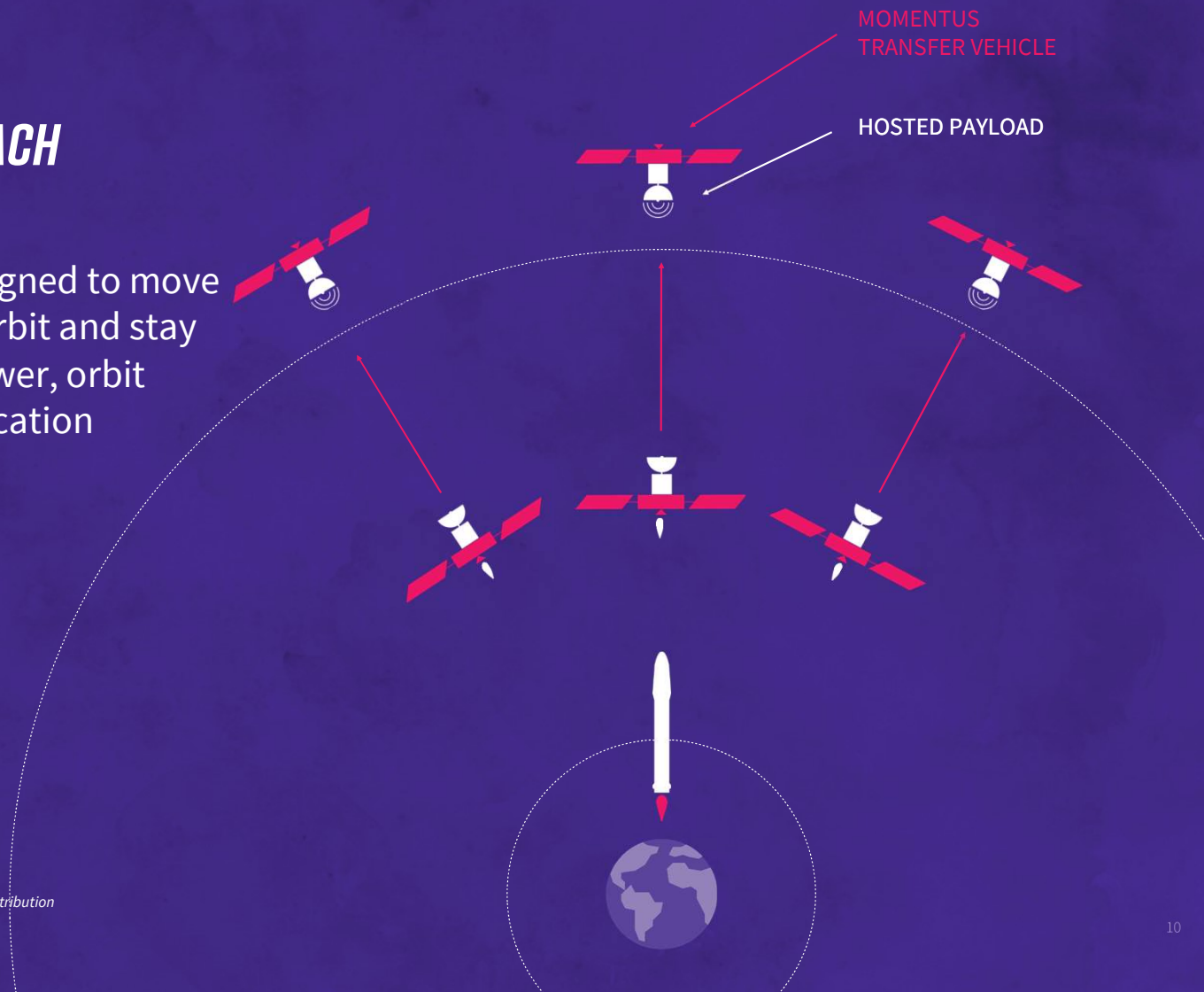


Copyright 2021. Momentum Inc. Not Export Controlled. Any use, reproduction, or distribution without the express consent of Momentum is strictly prohibited.

HOSTED PAYLOADS

LOW-COST & MODULAR APPROACH

Our transfer vehicles are being designed to move customers' payloads to a specific orbit and stay connected to provide continual power, orbit keeping, orientation and communication for the mission duration.

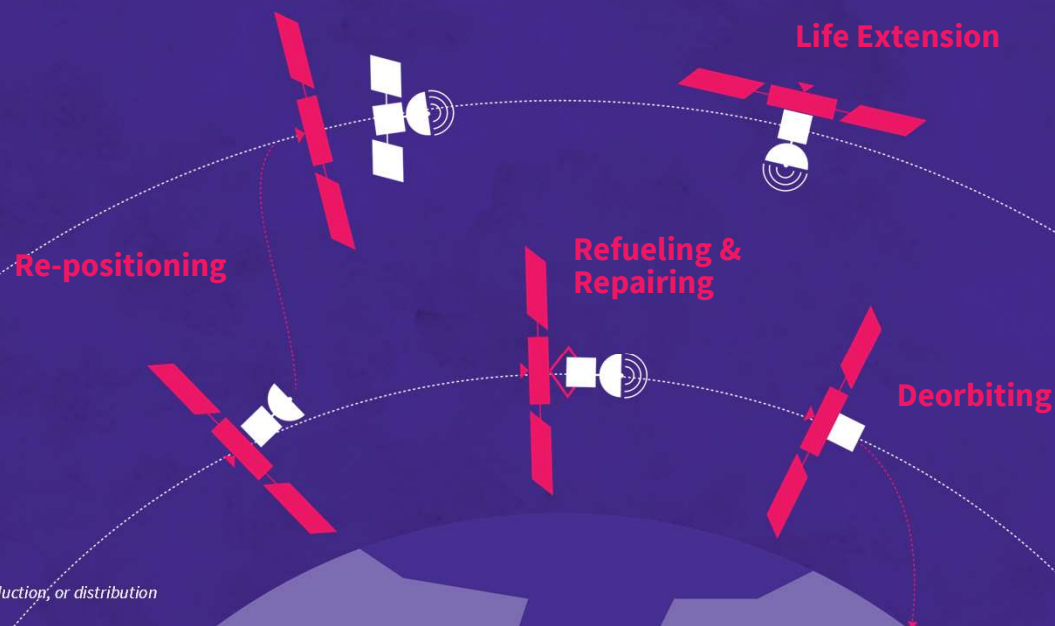


Copyright 2021. Momentum Inc. Not Export Controlled. Any use, reproduction, or distribution without the express consent of Momentum is strictly prohibited.

IN-ORBIT SERVICING

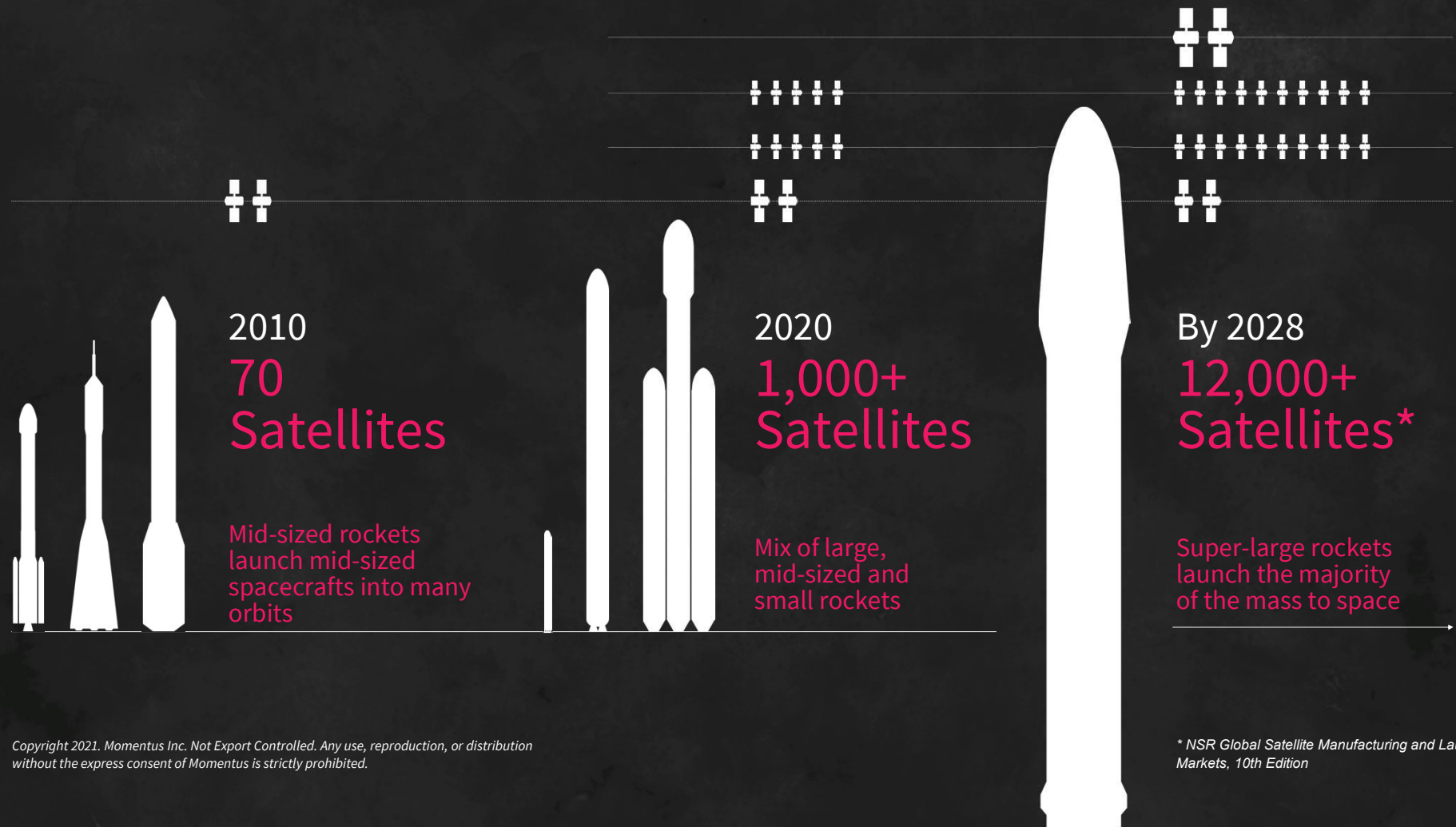
CAPABILITIES FOR ENTIRE RANGE OF IN-ORBIT SERVICES

Next-generation Momentus reusable vehicles are being designed to perform proximity maneuvers, docking and refueling, and equipped with robotic arms. They are anticipated to be well-suited for a wide range of in-orbit services.



Copyright 2021. Momentus Inc. Not Export Controlled. Any use, reproduction, or distribution without the express consent of Momentus is strictly prohibited.

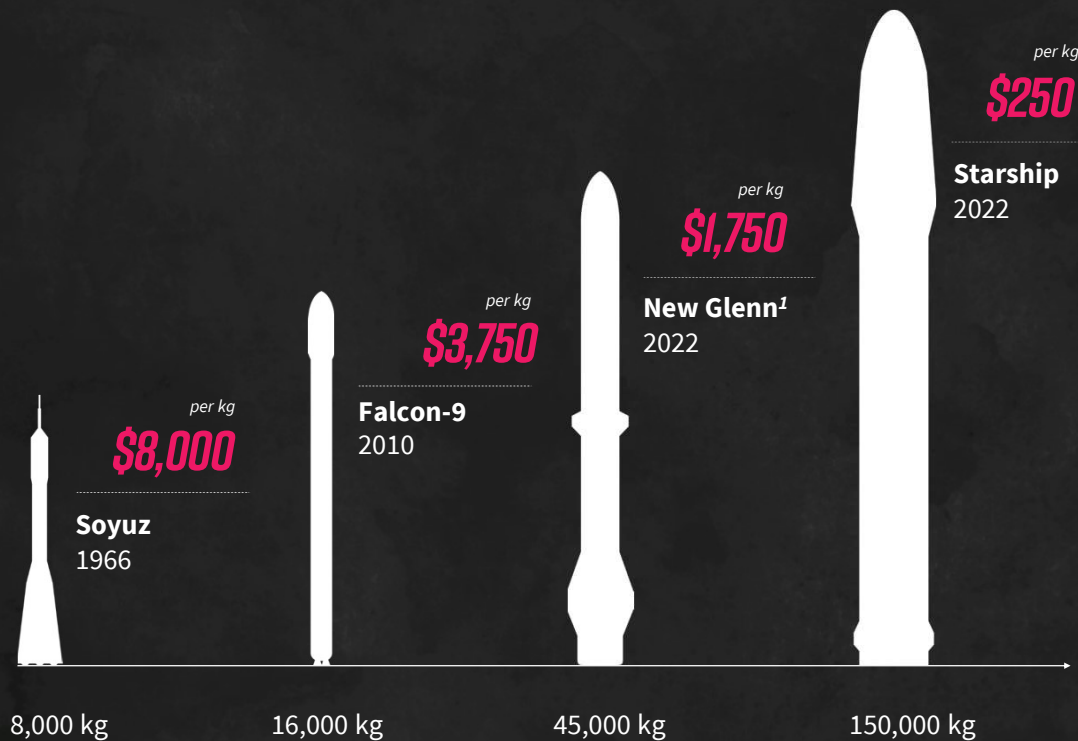
RAPID GROWTH IN SPACE TRANSPORTATION



Copyright 2021. Momentum Inc. Not Export Controlled. Any use, reproduction, or distribution without the express consent of Momentum is strictly prohibited.

* NSR Global Satellite Manufacturing and Launch Markets, 10th Edition

WHY THE DISRUPTION?



ROCKETS ARE
GETTING
BIGGER AND
CHEAPER



Copyright 2021. Momentum Inc. Not Export Controlled. Any use, reproduction, or distribution without the express consent of Momentum is strictly prohibited.

Source: SpaceX for Falcon 9 and Starship pricing, Arianespace for Soyuz pricing. New Glenn pricing data point is a Momentum estimate.

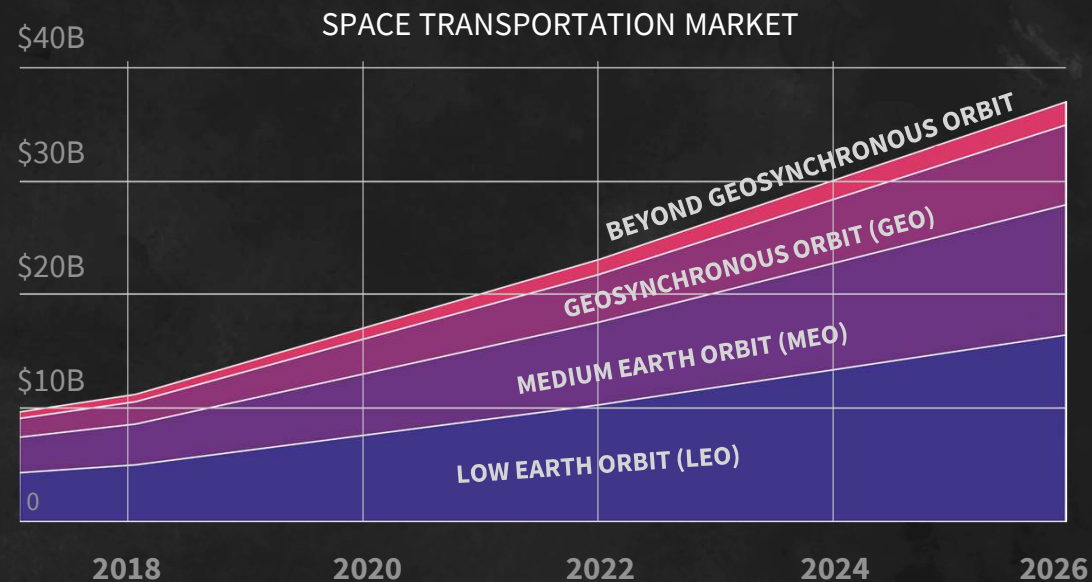
1. Management estimate

SMALLSAT TO LEO MARKET AND BEYOND

RAPID SHORT-TERM GROWTH, LONG-TERM POTENTIAL



TAM based on data from NSR's Small Satellite Markets, 6th Edition




Source: Statistics Analysis



Copyright 2021. Momentum Inc. Not Export Controlled. Any use, reproduction, or distribution without the express consent of Momentum is strictly prohibited.

VEHICLE ROADMAP ADDRESSES ALL MARKETS




Debuts 2022

VIGORIDE



Debuts 2024

ARDORIDE



Debuts 2026

FERVORIDE

Roadmap Capabilities^{1,2,3}

Payload mass⁴

Orbits

Host Power Available

Delta-V³

Up to 750 kg.

LEO

Up to 1 kW

Up to 2 km/sec

Up to 4,000 kg.

MEO/GEO/HEO/Lunar

Up to 10 kW

Up to 5 km/sec

Up to 20,000 kg.

LEO/MEO/GEO/HEO
Lunar, Deep Space

Up to 100 kW

Up to 7 km/sec



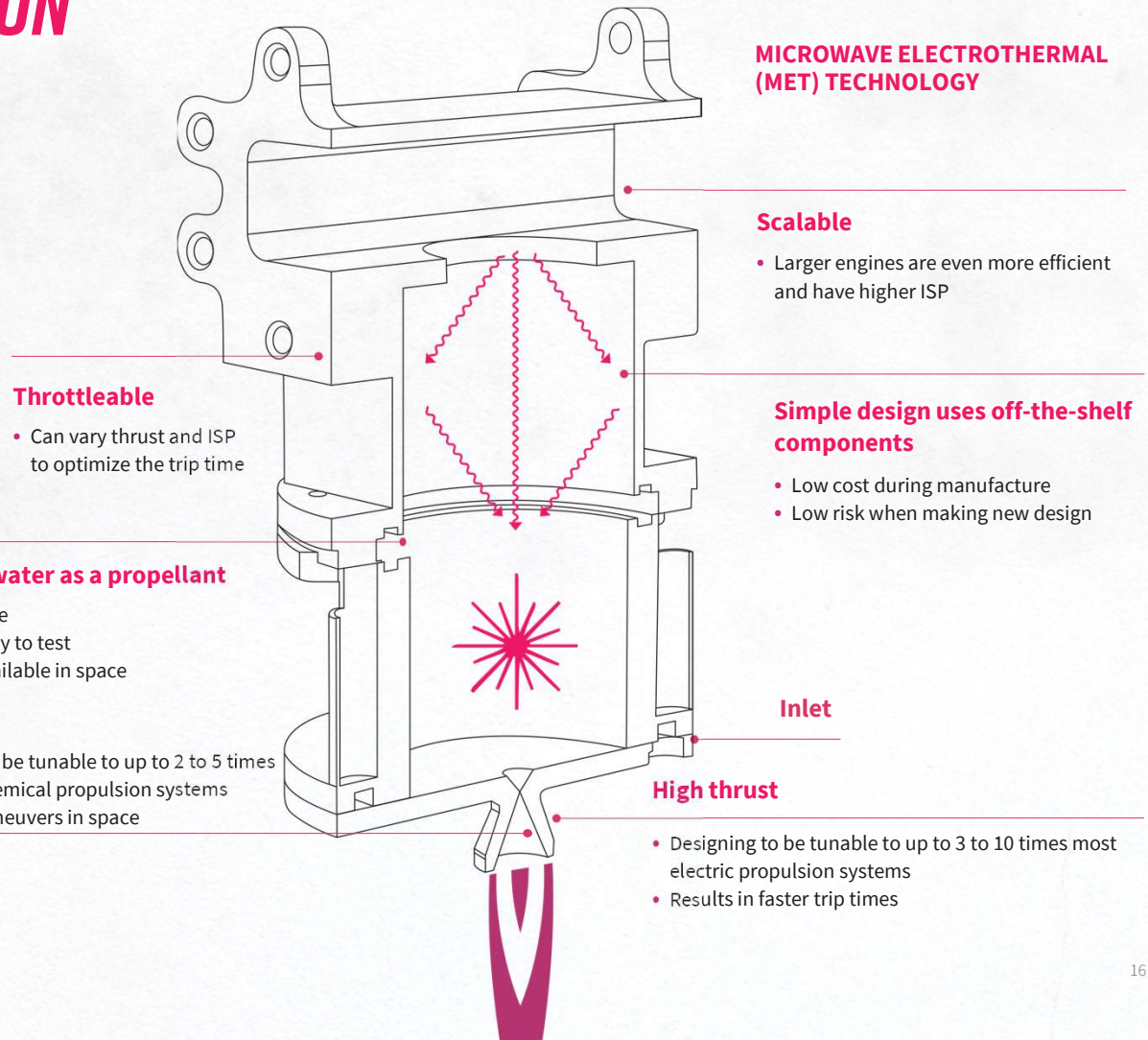
Copyright 2021. Momentum Inc. Not Export Controlled. Any use, reproduction, or distribution without the express consent of Momentum is strictly prohibited.

1. All vehicles are under development and capabilities shown represent the objective capabilities that we are seeking to attain.
2. Targets represent expected capabilities a few years into product roadmap.
3. All debut times are contingent upon our ability to obtain necessary government approvals.
4. Some figures aren't simultaneously achievable. For instance, payload capacity is lower for higher delta-V missions.

WATER PLASMA PROPULSION INNOVATION



Our propulsion system is designed to be low-cost, efficient, low-risk, safe, easy to refuel, reusable and scalable.

The Microwave Electrothermal (MET) propulsion technology that we are developing will be key to unlocking our space infrastructure services.




Copyright 2021. Momentum Inc. Not Export Controlled. Any use, reproduction, or distribution without the express consent of Momentum is strictly prohibited.

VIGORIDE MET DEVELOPMENT

	2020 V2	2021 V3/V4	2021 V5/V6	2022 V7+
POWER	550W	← 750W →		
THRUST	70mN	← 115mN →		
INCREMENTAL ENHANCEMENTS	<ul style="list-style-type: none"> Substantial increase in power & thrust from X-Band MET 	<ul style="list-style-type: none"> Increased power/thrust Increased lifetime 	<ul style="list-style-type: none"> Manufacturability improvements 	<ul style="list-style-type: none"> Increased total lifetime for extended range & reusability
GROUND VERIFICATION	<ul style="list-style-type: none"> Performance Testing Complete Life Testing Complete 	<ul style="list-style-type: none"> Performance Testing Complete Life Testing (In Progress) 	<ul style="list-style-type: none"> Performance Testing (Planned) Life Testing (Planned) 	<ul style="list-style-type: none"> Performance Testing (Planned) Life Testing (Planned)




EXECUTION PLAN



VIGORIDE-1



VIGORIDE-2




VIGORIDE-3



VIGORIDE-4 (ENGINEERING MODEL)

MOMENTUS USES INDUSTRY STANDARD DESIGN & VERIFICATION PROCESSES

	DESIGN PHASE			SYSTEM BUILD & VERIFICATION PHASE							
	CODR	PDR	CDR	Unit Qual	Sys Pre-Env	TVAC	Vibe	Sys Post-Env	Cust. Int.	LV Int.	Launch
VIGORIDE 1	Complete										
VIGORIDE 2	Complete							In Process			
VIGORIDE 3	Complete										
VIGORIDE 4	Complete		In Process	In Process							

 Copyright 2021. Momentum Inc. Not Export Controlled. Any use, reproduction, or distribution without the express consent of Momentum is strictly prohibited.

COMPETITIVE LANDSCAPE

ELECTRIC TUGS

- ***SPACEFLIGHT***
- ***EXOLAUNCH***
- ***MOOG***

CHEMICAL TUGS

- ***SPACEFLIGHT***
- ***EXOLAUNCH***
- ***MOOG***
- ***D-ORBIT***

SMALL LAUNCH VEHICLES W/UPPER STAGE

- ***ROCKET LAB (CHEMICAL)***
- ***ASTRA (ELECTRIC)***
- ***FIREFLY (ELECTRIC)***
- ***VEGA (ELECTRIC)***
- ***SKYORA***
- ***LAUNCHER***
- ***RFA ONE***

***MOMENTUS IS OPTIMIZING ITS VEHICLE FOR IN-SPACE
TRANSPORTATION WITH DIFFERENTIATING TECHNOLOGY.***



Copyright 2021. Momentum Inc. Not Export Controlled. Any use, reproduction, or distribution without the express consent of Momentum is strictly prohibited.

COMPATIBILITY WITH LEADING LAUNCHERS

SPACEX

BLUE ORIGIN

Relativity

abl

Vigoride



Ardoride



Fervoride



Copyright 2021. Momentum Inc. Not Export Controlled. Any use, reproduction, or distribution without the express consent of Momentum is strictly prohibited.

BUSINESS UPDATE

KEY PARTNERS

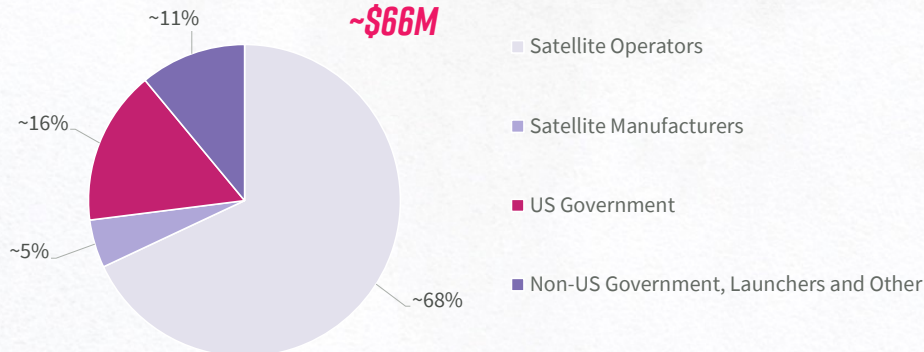


CURRENT CUSTOMERS



STRONG BACKLOG ^{3,4}

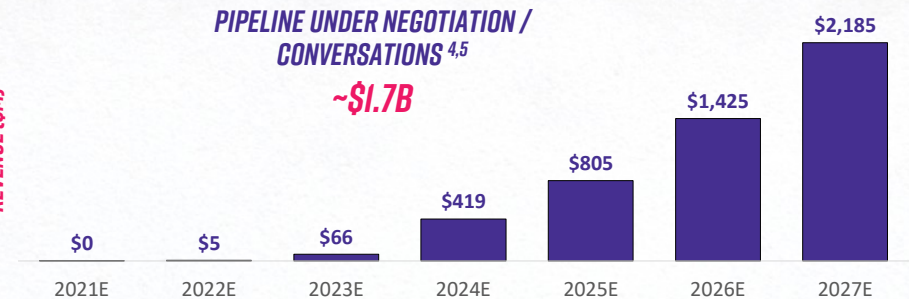
~\$66M



PIPELINE UNDER NEGOTIATION / CONVERSATIONS ^{4,5}

~\$1.7B

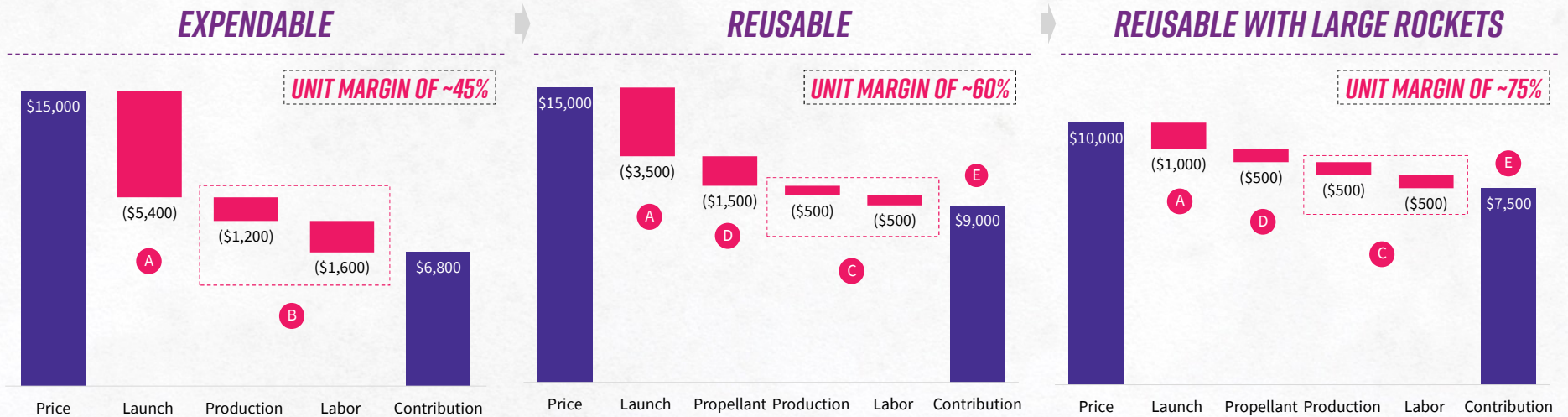
REVENUE (\$M) ²



Copyright 2021. Momentus Inc. Not Export Controlled. Any use, reproduction, or distribution without the express consent of Momentus is strictly prohibited.

1. SpaceX has suspended Momentus-related efforts while Momentus works to secure necessary government approvals for launch.
2. Management forecast using ASC 606 accounting standards
3. Includes firm orders and non-binding options with prepaid deposits.
4. Backlog and pipeline figures are presented as of June 11, 2021.
5. Pipeline represents potential contracts in negotiation or early conversations (also as of June 11, 2021). Momentus considers its pipeline to be contracts which are in negotiations or early discussions, and it can offer no assurances that such negotiations or discussions will result in a signed contract or any revenue. Additionally, its backlog and pipeline mostly represent the initial test and demo flights of its customers' satellite constellations.

TARGET 2025 SPACE TRANSPORTATION VIGORIDE UNIT ECONOMICS



KEY COMMENTARY

- A** Advantageous rideshare partnership agreements provide for competitive launch price: expected to decrease over time with current rockets and significantly decrease with the onset of larger rockets (i.e., Starship)
- B** Expected product & labor per vehicle ~\$1.4M distributed across 500 kg. payload capacity results in a per kg. cost of ~\$2,800
- C** Reusability enables amortization of production & labor costs over several years and missions
- D** Efficient and cost-effective water propellant, cost decreases with large-rocket economies of scale
- E** Significant potential net profit margins driven by quickly developing vehicle reusability and large-rocket economies of scale

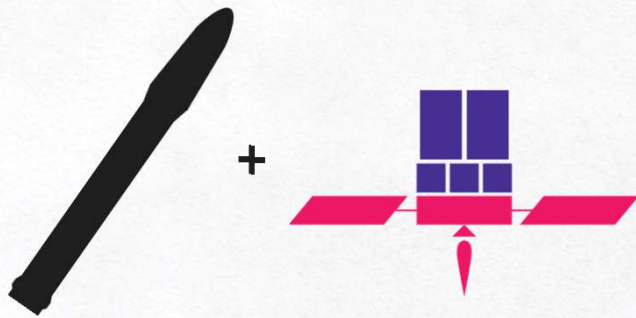


Copyright 2021. Momentum Inc. Not Export Controlled. Any use, reproduction, or distribution without the express consent of Momentum is strictly prohibited.

Note: Summary and illustrative. Representative of general unit economics for standard missions. Prices and unit economics will differ by mission

ILLUSTRATIVE PER VIGORIDE MISSION ECONOMICS

SPACE TRANSPORTATION MISSION ECONOMICS



			<u>% Margin</u>
REVENUE	~500 kg x \$15,000/kg	\$7.5M	
LAUNCH, LABOR AND PRODUCTION	~500 kg x \$8,200/kg	(\$4.1M)	
MISSION MARGIN	~500 kg x \$6,800/kg	\$3.4M	~45%
W/ REUSABILITY	~500 kg x \$9,000/kg	\$4.5M	~60%

SATELLITE AS A SERVICE MISSION ECONOMICS (EXCLUDING SPACE TRANSPORTATION ECONOMICS)



			<u>% Margin</u>
ANNUAL FEE	3 years x \$800,000	\$2.4M	
OPERATING COSTS	3 years x \$200,000	(\$0.6M)	
MISSION MARGIN	3 years x \$600,000	\$1.8M	~75%



Copyright 2021. Momentum Inc. Not Export Controlled. Any use, reproduction, or distribution without the express consent of Momentum is strictly prohibited.

1. Average operating costs

FINANCIAL PROJECTIONS

2020A AND 2021-27 FORECAST USING ASC 606 ACCOUNTING STANDARDS

(\$ in millions)	2020A	2021E	2022E	2023E	2024E	2025E	2026E	2027E
Satellite Transportation Services	\$0	\$0	\$5	\$51	\$350	\$579	\$874	\$1,074
Satellite as a Service	-	-	0	15	59	197	439	896
In-Orbit Services	-	-	-	0	10	29	113	216
Revenue	\$0	\$0	\$5	\$66	\$419	\$805	\$1,425	\$2,185
% Growth	NM	NM	3,746%	1,227%	532%	92%	77%	53%
Satellite Transportation Services	(\$0)	\$0	(\$13)	\$5	\$272	\$477	\$697	\$827
Satellite as a Service	-	-	0	5	40	131	272	554
In-Orbit Services	-	-	-	0	8	25	88	167
Gross Profit	(\$0)	\$0	(\$13)	\$11	\$320	\$632	\$1,057	\$1,547
% Margin	NM	NM	(266%)	16%	76%	79%	74%	71%
(-) SG&A	(11)	(43)	(32)	(35)	(39)	(44)	(51)	(61)
(-) R&D	(23)	(39)	(61)	(93)	(119)	(136)	(147)	(152)
EBITDA	(34)	(\$81)	(\$107)	(\$118)	\$162	\$452	\$858	\$1,333
% Margin	NM	NM	NM	(177%)	39%	56%	60%	61%
(-) CapEx	(\$2)	(\$5)	(\$35)	(\$18)	(\$52)	(\$16)	(\$7)	(\$4)
(-) Change in NWC	0	(8)	12	100	144	286	344	372
(-) Income tax paid (unlevered)	(0)	-	-	-	0	(56)	(177)	(276)
(+) Other	3	-	-	-	-	-	-	-
Unlevered Free Cash Flow	(\$33)	(\$95)	(\$129)	(\$36)	\$254	\$666	\$1,019	\$1,425

BASIS OF FINANCIAL PROJECTIONS

- Revenue is projected by service within the context of business outlook, market growth and expected impact of business initiatives
- In the forecast using ASC 606 accounting standards, the Company's services are considered a single performance obligation. Under ASC 606, the Company recognizes revenue at a point in time when the customer payload separates from the Momentus satellite
- Projections are based on the following key assumptions:
 - (i) the business combination is completed in August 2021, and
 - (ii) Momentus receives all regulatory approvals necessary and commences its first flight in June 2022.

Notes

- 2020A: Per GAAP, SPAC transaction related expenses for 2020A have been capitalized and are excluded (\$2.6M at FYE 2020 on BS) from SG&A expenses. 2020A EBITDA excludes certain expenses, see GAAP to Non GAAP Reconciliations in the Appendix of this presentation. For FY2021E Forecast: SPAC transaction related expenses have been excluded from SG&A expense forecast.
- Includes \$2.8M of stock-based compensation expense for 2020



Copyright 2021. Momentus Inc. Not Export Controlled. Any use, reproduction, or distribution without the express consent of Momentus is strictly prohibited.

DETAILED TRANSACTION OVERVIEW

SOURCES & USES

(\$ IN MILLIONS)

Sources	Amount	%
Existing Momentum Shareholders	\$554	66%
SRAC Cash in Trust	173	21%
Sponsor Co-Investment	15	2%
Additional PIPE Equity	95	11%
Total Sources	\$837	100%

Uses	Amount	%
Existing Momentum Shareholders	\$554	66%
Cash to Balance Sheet	189	23%
Cash to co-founders ¹	50	6%
Estimated Fees & Expenses	43	5%
Total Uses	\$837	100%

Note: Assumes no redemptions from SRAC public stockholders.

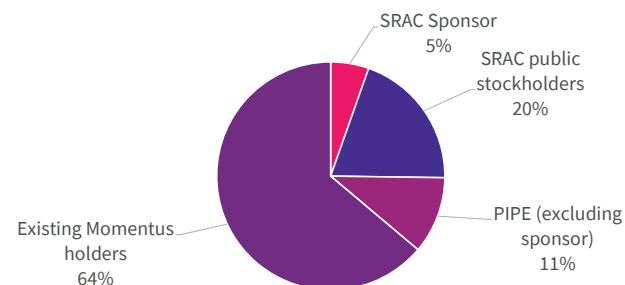
1. On June 9, 2021, the Momentum co-founders transferred their shares to the company in exchange for up to \$50M in future cash consideration to be paid upon the completion of the Business Combination with SRAC.
2. Includes 55.4m Momentum rollover shares, 9.5m PIPE shares, 1.5m sponsor co-investment shares, 3.2m SPAC sponsor shares (2.6m founder shares and 0.6m private placement units) and 17.3m SPAC investors shares.
3. Estimated net debt on Momentum balance sheet at close of ~\$12M, inclusive of options exercise

PRO FORMA VALUATION

(\$ IN MILLIONS)

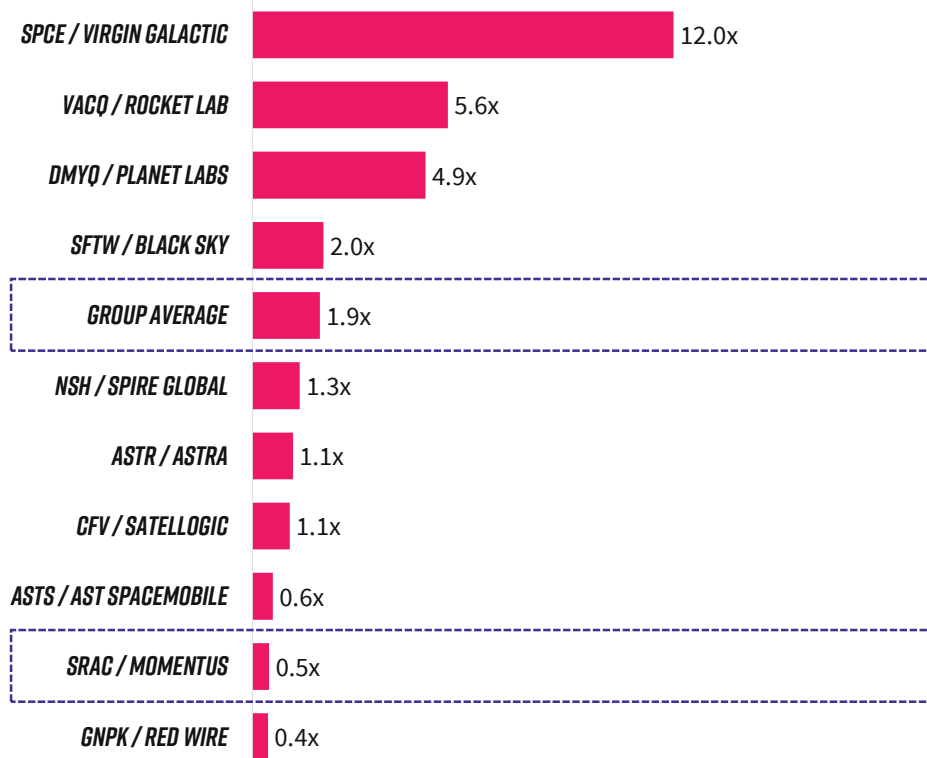
	Amount
PF shares outstanding ²	86.9
Share price	\$10.00
PF Equity Value	\$869
(+) Assumed PF Net Cash ³	(177)
PF Enterprise Value to Market	\$692
(-) Repurchase of co-founders' shares	(50)
(-) Transaction fees	(43)
(-) Sponsor promote	(32)
PF Enterprise Value to Momentum	\$567

PRO FORMA STOCK OWNERSHIP DISTRIBUTION

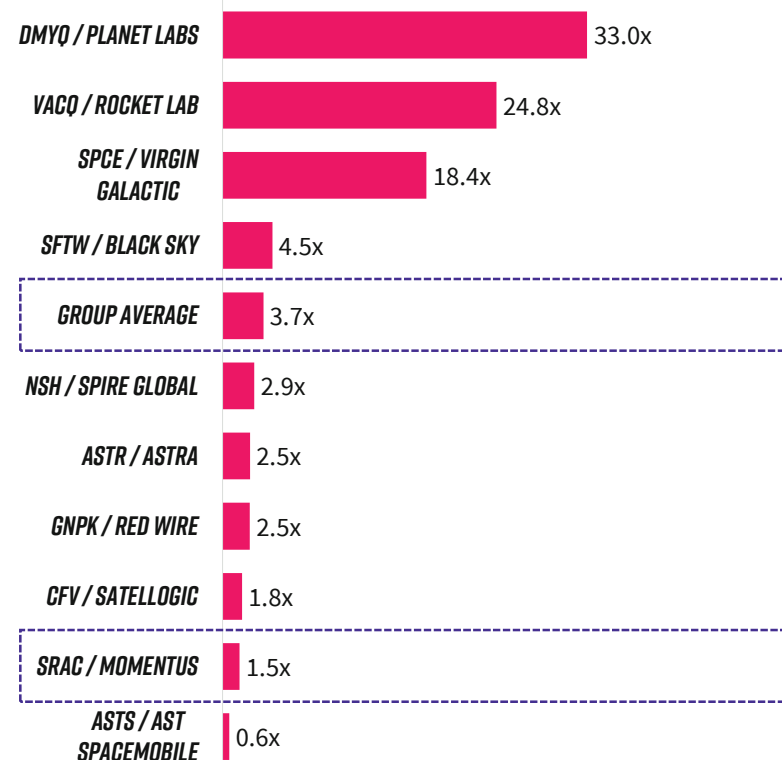


SPACE SPAC VALUATION COMPARISON

EV / REVENUE (BASED ON 2025 GUIDANCE)



EV / EBITDA (BASED ON 2025 GUIDANCE)




Copyright 2021. Momentum Inc. Not Export Controlled. Any use, reproduction, or distribution without the express consent of Momentum is strictly prohibited.

Source: Bloomberg for stock prices, SPAC deal announcement presentations for pro forma net debt, pro forma share count and 2025 financial projections. Valuation comparisons for SPCE are based on its 2023 revenue and EBITDA guidance. SPCE provided revenue and EBITDA guidance only through 2023E, but implied that at this level, it would be operating at or near capacity. Its program has since been pushed out by nearly two years. Valuation comparisons for all other companies represented hereon are based on management's 2025 financial projections.

RECENT PROGRESS TOWARD DE-SPAC

- ✓ Repurchased Momentus co-founders' shares at steep discount (6/8).
- ✓ Signed National Security Agreement with CFIUS (6/8).
- ✓ Amended merger agreement to reduce pre-transaction Momentus valuation, giving Stable Road holders a bigger slice of the Momentus pie (6/29).
- ✓ Filed amendments to S-4 registration statement (6/29-7/21).
- ✓ Final settlement with SEC, resolving Enforcement investigation (7/13).
- ✓ S-4 registration statement declared effective by the SEC (7/22).
- ✓ Mailed proxy materials to SRAC public stockholders (beginning 7/23).

Shareholder vote to close business combination (ongoing)



MOMENTUS OPPORTUNITY

- **Early mover** planning to offer in-space transportation & infrastructure **services**.
- **Innovative water-based propulsion technology**.
- **Customer traction**.
- **Attractive unit economics at scale**.
- **Long-term growth opportunities** beyond current business plan.
- **Compelling valuation** under recently-amended merger terms.
- **Seasoned team** with experience in aerospace, propulsion and robotics.



Copyright 2021. Momentum Inc. Not Export Controlled. Any use, reproduction, or distribution without the express consent of Momentum is strictly prohibited.

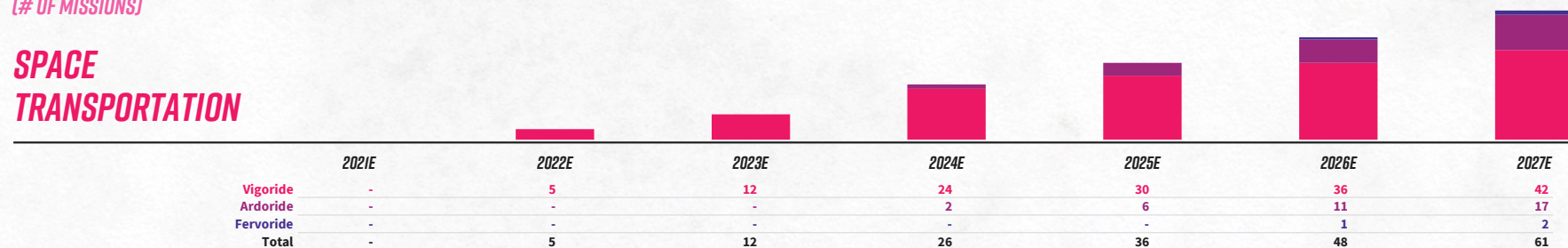


APPENDIX


PLANNED LAUNCH SCHEDULE

(# OF MISSIONS)

SPACE TRANSPORTATION



SATELLITE AS A SERVICE (SATAAS)



IN-ORBIT SERVICING



Copyright 2021. Momentum Inc. Not Export Controlled. Any use, reproduction, or distribution without the express consent of Momentum is strictly prohibited.

GAAP TO NON-GAAP RECONCILIATION

GAAP NET LOSS TO EBITDA (NON-GAAP) RECONCILIATION

(\$ in millions)	2020A
Net Earnings from Continuing Operations (GAAP)	(\$307.0)
Increase in fair value of SAFE notes	\$267.3
Increase in fair value of warrants	\$3.2
Realized loss on disposal of asset	\$0.5
Depreciation and amortization	\$0.6
Interest income	(\$0.0)
Interest expense	\$0.5
Other (income) / expense	\$0.9
Income tax provision	\$0.0
EBITDA (Non-GAAP)	(\$34.1)

COMMENTARY

- SAFE note fair value increases are related to mark to market estimates
- Warrant fair value increases are related to mark to market estimates
- Disposal of assets relate to write off of fixed assets
- Other Expense relates to fees incurred in connection with SAFE notes issued during the year



MOMENTUS INCOME STATEMENT

MOMENTUS INC. STATEMENTS OF OPERATIONS

	Year Ended December 31,	
	2020	2019
Service revenue	\$ 365,000	\$ —
Cost of revenue	367,622	—
Gross loss	(2,622)	—
Operating expenses:		
Research and development expenses	22,718,272	9,837,323
Selling, general and administrative expenses	11,945,124	5,303,275
Total operating expenses	34,663,396	15,140,598
Loss from operations	(34,666,018)	(15,140,598)
Other income (expense):		
Increase in fair value of SAFE notes	(267,289,663)	—
Increase in fair value of warrants	(3,176,770)	—
Realized loss on disposal of asset	(482,204)	—
Interest income	7,395	12,715
Interest expense	(469,722)	(568,479)
Other expense	(949,363)	(57,265)
Total other expense	(272,360,327)	(613,029)
Loss before income taxes	(307,026,345)	(15,753,627)
Income tax provision	(800)	(800)
Net loss	\$ (307,027,145)	\$ (15,754,427)
Net loss per share, basic and diluted	\$ (3.45)	\$ (0.16)
Weighted average shares outstanding, basic and diluted	89,005,554	95,493,658



Copyright 2021. Momentum Inc. Not Export Controlled. Any use, reproduction, or distribution without the express consent of Momentum is strictly prohibited.

Source: Momentum Inc Audited Financial Statements & Stable Road S-4A 7/21/21

MOMENTUS BALANCE SHEET

	December 31, 2020	December 31, 2019		December 31, 2020	December 31, 2019
ASSETS			LIABILITIES AND STOCKHOLDERS' (DEFICIT) EQUITY		
Current assets:			Accounts payable	1,862,668	695,610
Cash and cash equivalents	\$ 22,589,546	\$ 13,002,056	Accrued expenses	3,063,880	711,464
Restricted cash, current	100,000	-	Contract liabilities, current	1,913,734	-
Receivables	-	166,932	Operating lease liability, current	254,197	-
Prepays and other current assets	4,508,284	2,225,214	Other current liabilities	219,977	8,963
Total current assets	27,197,830	15,394,202	Total current liabilities	7,314,456	1,416,037
Non-current assets:			Non-current liabilities:		
Property, machinery and equipment, net	2,321,100	1,787,082	Contract liabilities, non-current	711,090	709,300
Intangible assets, net	305,482	217,911	Warrant liability	3,206,185	-
Operating right-of-use asset	316,040	-	SAFE notes	314,439,663	2,500,000
Deferred offering costs	2,610,024	-	Operating lease liability, non-current	71,961	-
Restricted cash, non-current	415,000	-	Other non-current liabilities	48,626	56,422
Other non-current assets	3,155,000	1,979,550	Total liabilities	325,791,981	4,681,759
Total non-current assets	9,122,646	3,984,543	Stockholders' (deficit) equity:		
TOTAL ASSETS	\$ 36,320,476	\$ 19,378,745	Preferred stock		
			Series Seed preferred stock	42	42
			Series Seed-1 preferred stock	3	3
			Series Seed-2 preferred stock	5	5
			Series A preferred stock	62	62
			Series A-1 preferred stock	32	32
			FF Preferred common stock	20	20
			Common stock	88	95
			Additional paid-in capital	39,866,244	37,003,971
			Accumulated deficit	(329,338,001)	(22,307,244)
			Total stockholders' (deficit) equity	(289,471,505)	14,696,986
			TOTAL LIABILITIES AND STOCKHOLDERS' (DEFICIT) EQUITY	\$ 36,320,476	\$ 19,378,745



MOMENTUS CASH FLOW STATEMENT

	Year Ended December 31,	
	2020	2019
Cash flows from operating activities:		
Net loss	\$ (307,027,145)	\$ (15,754,428)
Adjustments to reconcile net loss to net cash used in operating activities:		
Depreciation and amortization	590,070	203,503
Amortization of debt discount and issuance costs	116,074	-
Increase in fair value of warrants	3,176,770	-
Increase in fair value of SAFE notes	267,289,663	-
Loss on disposal of fixed asset	482,204	-
Stock-based compensation expense	2,771,163	128,988
Beneficial conversion feature	-	568,497
Changes in operating assets and liabilities:		
Receivables	166,932	(166,932)
Prepays and other current assets	(2,283,070)	(1,297,035)
Other non-current assets	(1,175,450)	(1,947,050)
Accounts payable	(997,438)	534,054
Accrued expenses	1,812,978	608,783
Other current liabilities	211,014	(16,870)
Contract liabilities	1,915,524	287,000
Deferred rent	-	51,929
Net change in lease liability and right-of-use-asset	(92)	-
Net cash used in operating activities	(32,950,803)	(16,799,561)
Cash flows from investing activities:		
Purchase of property, machinery and equipment	(1,501,984)	(1,755,701)
Purchases of intangible assets	(99,167)	(145,925)
Net cash used in investing activities	(1,601,151)	(1,901,626)

	Year Ended December 31,	
	2020	2019
Cash flows from financing activities:		
Proceeds from issuance of SAFE notes	44,650,000	10,006,760
Proceeds from issuance of loan payable	2,457,772	-
Payment of notes payable	(2,506,772)	-
Payment of debt issuance costs	(37,659)	(57,699)
Proceeds from issuance of preferred stock	-	17,999,978
Proceeds from issuance of common stock	91,103	-
Net cash provided by financing activities	44,654,444	27,949,039
Supplemental disclosure of non-cash investing and financing activities		
Conversion of SAFE notes into preferred stock	\$ -	\$ (7,506,760)
Deferred offering costs in accounts payable and accrued expenses at period end	\$ 505,783	\$ -
Supplemental disclosure of cash flow information		
Cash paid for income taxes	\$ 800	\$ 800
Cash paid for interest	\$ 353,217	\$ -

